



MANUALE D'ISTRUZIONI

Mini spotlight 3CCT



King



Joyce

Specifiche tecniche:

Codice:	IP3C65CS (COB)	IP3C65S
Potenza:	3W	
Lumen:	270	270
Voltaggio:	AC 180-250 50/60Hz	
Switch 3CCT:	Sì	
Sorgente 3CCT:	3000K,4000K,6500K	
CRI:	80	
Temperatura di lavoro:	-20°C<TA<50°C	
Angolo:	38°	120°
Dimmerabile:	No	
Durata:	25000H	
Flicker:	Free	

Corpo e cover V2 autoestinguente e Anti-UV in policarbonato termoplastico e diffusore in alluminio. Cover incluse rotonde e quadrate in quattro finiture: bianco, nero, oro e argento.

⚠ ATTENZIONE

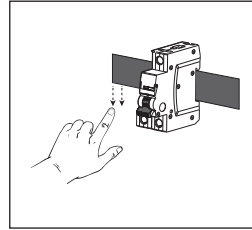
Si raccomanda di rivolgersi a un elettricista qualificato per installare il prodotto.

Si raccomanda di non toccare il prodotto quando è acceso.

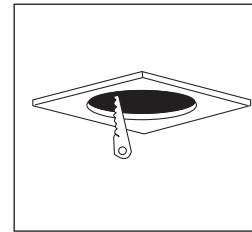
In caso di malfunzionamento, staccare la lampada dall'alimentazione.

Si raccomanda di rivolgersi a un elettricista e di non provare a riparare la lampada da soli.

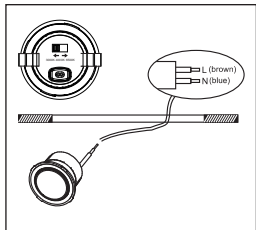
MONTAGGIO



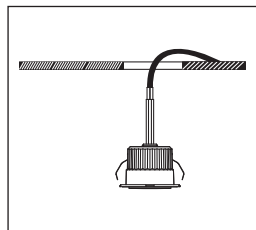
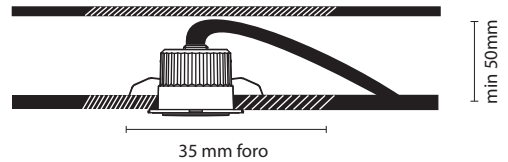
1. Scollegare la corrente elettrica.



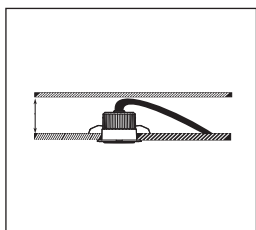
2. Effettuare il foro sul soffitto.



3. Selezionare la temperatura colore e connettere il prodotto alla corrente.



4. Inserire il prodotto nel frame.



5. Il prodotto è pronto all'uso.

Informazioni sul riciclaggio in conformità con le direttive RAAE e batterie



Simbolo sul prodotto



Simbolo sulla batteria

Solo Europa

Il prodotto/batteria è contrassegnato con uno dei simboli di riciclaggio sopra indicati. Questo indica che a fine vita il prodotto/batteria, dovrà essere smaltito/a separatamente in appropriati luoghi di raccolta e non con i normali rifiuti domestici.

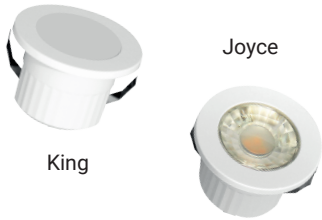
CE RoHS



IPERLUX®
www.iperlux.com
info@iperlux.com

INSTRUCTION MANUAL

CCT mini spotlight

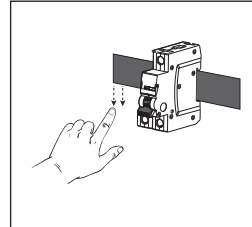


It is recommended to contact a qualified electrician to install the product.

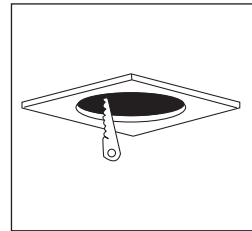
It is recommended not to touch the product when it is turned on.

In case of malfunction, disconnect the lamp from the power supply. It is recommended to contact an electrician and not try to repair the lamp yourself.

MOUNTING



1. Switch off the power.



2. Choose the CCT temperature. Make the hole on the ceiling.

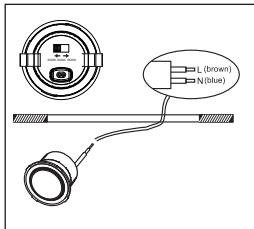
Specifications and Technical Data sheet:

Code	IP3C65CS (COB)	IP3C65S
Power:	3W	
Lumen:	270	270
Input voltage:	AC 180-250 50/60Hz	
Switch 3CCT:	Yes	
3CCT source:	3000K,4000K,6500K	
CRI:	80	
Ambient temperature:	-20°C<TA<50°C	
Beam angle:	38°	120°
Dimmable:	No	
Lifetime:	25000H	
Flicker:	Free	

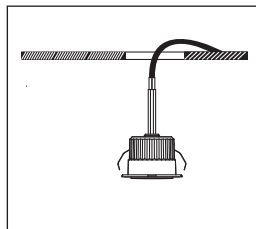
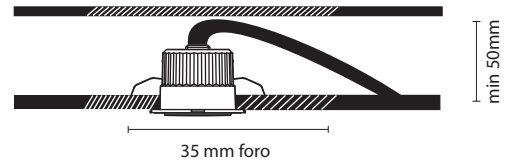
ANTI-UV and V2 Self-extinguishing thermoplastic PC housing and cover and aluminium diffusor. Round and square cover included in four finishes: white, black, gold and silver.

1

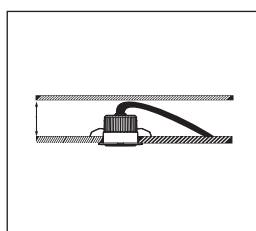
2



3. Select the CCT temperature and connect the power cable.



4. Put the product in the frame. Fixture is ready to use.



5. The product is ready to be used.

Recycling Information in Accordance with the WEEE and Battery Directives



Product Mark




Battery Mark

Europe only

The product/battery is marked with one of the above recycling symbols. It indicates that at the end of the life of the product/battery, you should dispose of it separately at an appropriate collection point and not place it in normal domestic waste stream.

CE RoHS



IPERLUX®
www.iperlux.com
info@iperlux.com